

# Portman 21 Washbasin 60cm 1 Taphole No Overflow Or Chainstay Hole

## ILLUSTRATED

- S2293** Portman 21 washbasin 60cm, 1 taphole, no overflow or chainstay hole
- A6697** Contour 21+ 1 hole thermostatic basin mixer, single sequential lever with copper tails
- S8720** Waste 1¼" brass strainer waste, 80mm unslotted tail
- S8920** Trap 1¼" plastic resealing bottle, 75mm seal, multi-purpose outlet

## OPTIONS

- E0062** Basin fixing set for IPS panels or block walls
- E0157** Wall fixing set
- S9137** Bracket concealed with clamps and centre waste support for Portman 21 washbasins 60 and 50cm



## ILLUSTRATED PRODUCT DETAILS

### Sizes

**S2293** w:60 x d:48





### Weights

- S2293** 16.79 KG
- A6697** 2.10 KG
- S8720** 0.23 KG
- S8920** 2.00 KG

### Materials

- S2293** Vitreous China
- A6697** Chrome Plated Brass
- S8720** Chrome Plated
- S8920** Plastic

### Finishes

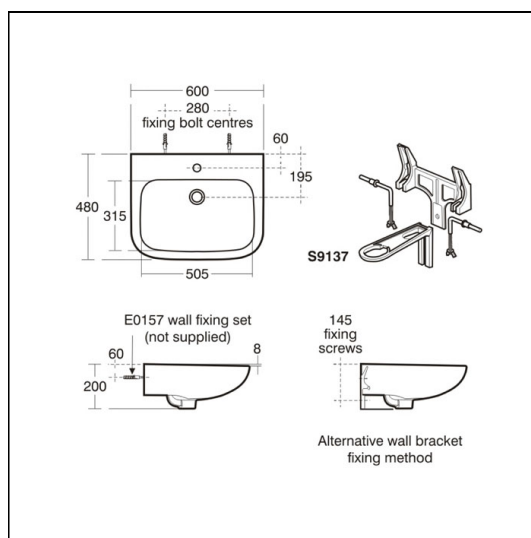
- S2293**  White (01)
- A6697**  Chrome (AA)
- S8720**  Chrome (AA)
- S8920**  Neutral/No Finish (67)

### Capacity

**S2293** 8.8 litres

### Flow rates

**A6697** 3.9 Litres per minute @ 3 bar pressure



## FEATURES



### Standards

Washbasin to BS EN 14688 & BS EN 31

### Special Notes

Washbasin wall mounted using E0157 wall fixing set or panel mounted using E0062 fixing set. Alternatively S9137 or S9138 Brackets can be used.